


Beginning June 26, 2017 GO Pass rides will no longer be free, eligible users will pay \$1 a day to ride. Below are instructions to buy a \$1 day pass using cash or Stored Cash Value on your GO Pass smartcard.

Using your GO Pass to Buy a 1-Day Pass on the Bus with Cash

1 When you board the first time each day, show the driver your GO Pass card & tell them you would like to purchase a GO Pass with cash



GO Pass, Please!

2 Do not touch your card to the farebox until the driver says it's okay




3 Once driver says it's okay, touch GO Pass to the farebox



4 Put money into the farebox




5 After paying, touch GO Pass to the farebox & you're ready for unlimited riding that day



Using your GO Pass to Buy a 1-Day Pass on the Bus with Stored Cash Value

1 When you board the first time each day, show the driver your GO Pass card & tell them you would like to purchase a GO Pass with Stored Cash Value



GO Pass, Please!

2 Do not touch your card to the farebox until the driver says it's okay



3 Touch your GO Pass to the farebox. Farebox deducts \$1. Now you're ready for unlimited riding that day.

